



Turning dreams into reality

THROUGH FAX

BSE: 022-22722037, 39, 41, 61, 022-22723121/3719,  
022-22721278/1557/3354/3577, 022-22721072  
NSE: 022-26598347/48, 022-26598237/38

**January 29, 2015**

**The BSE Limited(Bombay Stock Exchange)**

Phiroze Jeejeebhoy Towers,  
Dalal Street,  
Mumbai 400 001

**National Stock Exchange of India Limited**

'Exchange Plaza'  
Bandra Kurla Complex,  
Bandra (East)  
Mumbai- 400 051

**Reference: Unaudited Financial Results for the Quarter And Nine Months Ended  
December 31, 2014 (Pursuant To Clause 41)**

Dear Sir/Madam


Please find enclosed herewith the following:

1. Standalone and Consolidated Un-audited Financial Results of the Company for the quarter and nine months ended December 31, 2014.
2. Consolidated Un-audited Financial Results of the Company for the quarter and nine months ended December 31, 2014 to be published in the newspapers.
3. Report on Limited Review issued by the Auditors M/s Doogar & Associates, Chartered Accountant for the quarter and nine months ended December 31, 2014.

Please also note that the above referred shall be available at the website of the Company i.e. [www.omaxe.com](http://www.omaxe.com).

Thanking You

For Omaxe Ltd

  
**Venkat Rao**  
**Additional Vice President**  
**& Company Secretary**

OMAXE LTD.

Corporate Office : 7, Local Shopping Complex, Kalkaji, New Delhi -110019 (INDIA)

Tel: 91-11-41893100, 41896630-85, 41896766, Fax : 91-11-41896653, 41896655, 41896799

Regd. Office : Shop No. 19-B, First Floor, Omaxe Celebration Mall, Sohna Road, Gurgaon - 122 001, (HARYANA)

Website : [www.omaxe.com](http://www.omaxe.com) CIN : L74899HR1989PLC051918

# Omaxe Limited

Regd. Office: 19-B, First Floor, Omaxe Celebration Mall, Sohna Road, Gurgaon-122 001, (Haryana)  
Corp. Office: 7, LSC, Kalkaji, New Delhi-110019

CIN: L74899HR1989PLC051918, Website: www.omaxe.com, Email: info@omaxe.com


Tel: 91-11-41893100, Fax: 91-11-41896653

## Statement of Standalone/Consolidated Unaudited Financial Results for the quarter and nine months ended December 31, 2014

### PART I

(Rupees in lakhs, except share data)


Particulars	Standalone						Consolidated					
	Quarter ended		Nine months ended		Year ended		Quarter ended		Nine months ended		Year ended	
	31.12.2014 Unaudited	30.09.2014 Unaudited	31.12.2013 Unaudited	31.12.2014 Unaudited	31.12.2013 Unaudited	31.03.2014 Audited	31.12.2014 Unaudited	30.09.2014 Unaudited	31.12.2013 Unaudited	31.12.2014 Unaudited	31.12.2013 Unaudited	31.03.2014 Audited
1												
Income from operations	23,214.36	26,976.08	26,172.24	74,471.47	81,684.24	117,618.37	30,275.93	37,401.52	33,779.20	100,309.52	109,517.82	160,542.96
a) Net sales/ Income from operations	196.74	186.30	209.19	578.11	703.26	850.59	495.29	490.64	424.55	1,434.04	1,397.47	1,769.54
b) Other operating income	23,411.10	27,162.38	26,381.43	75,049.58	82,387.50	118,468.96	30,771.22	37,892.16	34,203.75	101,743.56	110,915.29	162,312.50
2												
Expenses												
a) Cost of material consumed, construction & other related project cost	37,948.69	26,529.18	18,259.70	94,990.03	60,674.83	94,782.47	52,082.61	41,624.38	27,459.47	151,722.03	88,860.51	139,291.77
b) Changes in inventories of finished stock & projects in progress	(22,736.28)	(8,107.16)	(385.66)	(45,195.00)	(3,881.28)	(11,826.58)	(31,498.03)	(14,295.21)	(3,121.20)	(80,852.74)	(8,957.49)	(20,783.47)
c) Employee benefit expense	1,341.64	1,337.75	1,065.96	4,162.39	4,559.42	6,178.21	1,453.32	1,457.10	1,250.64	4,534.65	5,178.33	6,956.98
d) Depreciation and amortisation expense	323.81	320.66	219.78	946.20	610.40	861.41	370.88	366.65	252.27	1,085.35	696.16	986.77
e) Other expense	2,113.00	1,921.93	2,621.78	5,611.32	7,402.40	10,027.19	2,884.98	2,533.38	3,490.62	7,812.56	10,242.15	14,281.34
Total expenses	18,990.86	22,002.36	21,781.56	60,514.94	69,365.77	100,022.70	25,293.76	31,686.30	29,331.80	84,301.85	96,019.66	140,733.39
3												
Profit from operations before other income, finance costs and exceptional items (1-2)	4,420.24	5,160.02	4,599.87	14,534.64	13,021.73	18,446.26	5,477.46	6,205.86	4,871.95	17,441.71	14,895.63	21,579.11
Other income	1,104.15	952.25	492.90	2,690.83	2,369.14	3,671.20	662.86	813.64	454.77	2,109.02	1,503.36	3,032.60
5												
Profit before finance costs and exceptional items (3+4)	5,524.39	6,112.27	5,092.77	17,225.47	15,390.87	22,117.46	6,140.32	7,019.50	5,326.72	19,550.73	16,398.99	24,611.71
6												
Finance costs	3,611.67	4,144.25	3,618.42	11,551.24	9,915.54	13,678.39	3,858.51	4,254.93	3,348.90	12,016.61	9,323.60	13,057.72
7												
Profit after finance costs but before exceptional items (5-6)	1,912.72	1,968.02	1,474.35	5,674.23	5,475.33	8,439.07	2,281.81	2,764.57	1,977.82	7,534.12	7,075.39	11,553.99
8												
Exceptional items	-	-	-	-	-	-	-	-	-	-	-	-



9	Profit from ordinary activities before tax (7+8)	1,912.72	1,968.02	1,474.35	5,674.23	5,475.33	8,439.07	2,281.81	2,764.57	1,977.82	7,534.12	7,075.39	11,553.99
10	Tax expense	850.10	1,100.32	254.18	2,560.02	1,040.31	2,410.38	891.79	1,378.74	352.09	3,561.27	1,727.18	3,692.79
11	Net profit from ordinary activities after tax (9-10)	1,062.62	867.70	1,220.17	3,114.21	4,435.02	6,028.69	1,390.02	1,385.83	1,625.73	3,972.85	5,348.21	7,861.20
12	Extra ordinary items	-	-	-	-	-	-	-	-	-	-	-	-
13	Net profit for the period before minority interest (11-12)	1,062.62	867.70	1,220.17	3,114.21	4,435.02	6,028.69	1,390.02	1,385.83	1,625.73	3,972.85	5,348.21	7,861.20
14	Share of profit of associates	-	-	-	-	-	-	-	-	-	-	-	-
15	Minority interest	-	-	-	-	-	-	(1.91)	(2.30)	0.92	(9.78)	4.80	9.17
16	Net Profit after tax, minority interest and share of profit from associates (13+14-15)	1,062.62	867.70	1,220.17	3,114.21	4,435.02	6,028.69	1,391.93	1,388.13	1,624.81	3,982.63	5,343.41	7,852.03
17	Paid-up Equity Share Capital (Face value Rs. 10 each)	18,290.05	18,290.05	18,290.05	18,290.05	18,290.05	18,290.05	18,290.05	18,290.05	18,290.05	18,290.05	18,290.05	18,290.05
18	Reserves (excluding Revaluation Reserves)	-	-	-	-	-	145,004.59	-	-	-	-	-	174,572.50
19	Basic and diluted earnings per share (in rupees) (not annualised)-Post Bonus	0.57	0.47	0.67	1.69	2.42	3.30	0.75	0.76	0.89	2.17	2.92	4.29

## PART II

Particulars	Standalone						Consolidated						
	Quarter ended		Nine months ended		Year ended		Quarter ended		Nine months ended		Year ended		
	31.12.2014	30.09.2014	31.12.2013	31.12.2014	31.12.2013	31.03.2014	31.12.2014	30.09.2014	31.12.2013	31.12.2014	31.12.2013	31.03.2014	
	Unaudited	Unaudited	Unaudited	Unaudited	Unaudited	Audited	Unaudited	Unaudited	Unaudited	Unaudited	Unaudited	Audited	
<b>A PARTICULARS OF SHAREHOLDING</b>													
1 Public shareholding	45,734,346	45,734,346	45,734,346	45,734,346	45,734,346	45,734,346	45,734,346	45,734,346	45,734,346	45,734,346	45,734,346	45,734,346	45,734,346
-Number of shares	25.01%	25.01%	25.01%	25.01%	25.01%	25.01%	25.01%	25.01%	25.01%	25.01%	25.01%	25.01%	25.01%
-Percentage of shareholding													
2 Promoters and Promoter Group Shareholding													
a) Pledged / Encumbered	103,564,200	92,810,700	97,158,400	103,564,200	97,158,400	82,016,700	103,564,200	92,810,700	97,158,400	103,564,200	97,158,400	82,016,700	82,016,700
- Number of shares	75.50%	67.66%	70.83%	75.50%	70.83%	59.79%	75.50%	67.66%	70.83%	75.50%	70.83%	59.79%	59.79%
- Percentage of shares (as a % of the total shareholding of promoter and promoter group)	56.62%	50.74%	53.12%	56.62%	53.12%	44.84%	56.62%	50.74%	53.12%	56.62%	53.12%	44.84%	44.84%
- Percentage of shares (as a % of the total share capital of the company)	33,601,994	44,355,494	40,007,794	33,601,994	40,007,794	55,149,494	33,601,994	44,355,494	40,007,794	33,601,994	40,007,794	55,149,494	55,149,494
b) Non-Encumbered	24,50%	32.34%	29.17%	24.50%	29.17%	40.21%	24.50%	32.34%	29.17%	24.50%	29.17%	40.21%	40.21%
- Number of shares	18.37%	24.25%	21.87%	18.37%	21.87%	30.15%	18.37%	24.25%	21.87%	18.37%	21.87%	30.15%	30.15%
- Percentage of shares (as a % of the total shareholding of promoter and promoter group)													
- Percentage of shares (as a % of the total share capital of the company)													




Particulars	Quarter ended 31.12.2014	
	30.09.2014	31.12.2014
<b>B INVESTOR COMPLAINTS</b>		
Pending at the beginning of the quarter		1
Received during the quarter		1
Disposed of during the quarter		1
Remaining unresolved at the end of quarter		1

**Unaudited segment-wise revenue, results and capital employed for the quarter and nine months ended December 31, 2014**

(Rupees in lakhs)



Particulars	Standalone						Consolidated					
	Quarter ended		Nine months ended		Year ended		Quarter ended		Nine months ended		Year ended	
	31.12.2014	30.09.2014	31.12.2013	31.12.2014	31.12.2013	31.03.2014	31.12.2014	30.09.2014	31.12.2013	31.12.2014	31.12.2013	31.03.2014
<b>1 Segment Revenue</b>												
-Real estate projects	22,996.97	23,733.14	25,860.00	69,816.04	79,483.77	112,477.58	30,307.51	37,391.15	33,897.36	100,054.86	109,574.51	160,157.54
-Construction contracts	86.58	3,151.36	509.45	4,249.43	2,687.87	5,707.60	11,848.13	15,231.26	11,000.08	38,307.83	35,709.44	55,108.33
-Unallocated	327.55	277.88	11.98	984.11	215.86	283.78	359.06	302.46	23.57	1,040.27	273.28	331.63
<b>Total</b>	<b>23,411.10</b>	<b>27,162.38</b>	<b>26,381.43</b>	<b>75,049.58</b>	<b>82,387.50</b>	<b>118,468.96</b>	<b>42,514.70</b>	<b>52,924.87</b>	<b>44,921.01</b>	<b>139,402.96</b>	<b>145,557.23</b>	<b>215,597.50</b>
Less: Inter-segment revenue	-	-	-	-	-	-	11,743.48	15,032.71	10,717.26	37,659.40	34,641.94	53,285.00
<b>Total sales/income</b>	<b>23,411.10</b>	<b>27,162.38</b>	<b>26,381.43</b>	<b>75,049.58</b>	<b>82,387.50</b>	<b>118,468.96</b>	<b>30,771.22</b>	<b>37,892.16</b>	<b>34,203.75</b>	<b>101,743.56</b>	<b>110,915.29</b>	<b>162,312.50</b>
<b>2 Segment Results</b>												
-Real estate projects	8,228.19	8,616.50	8,399.01	25,136.24	25,093.18	34,992.65	10,018.84	10,325.93	9,631.37	30,274.75	30,188.26	42,988.82
-Construction contracts	(29.50)	123.86	108.38	118.31	500.77	520.42	167.80	237.06	234.11	599.52	824.01	815.38
-Unallocated	-	-	-	-	-	-	-	-	-	-	-	-
<b>Total</b>	<b>8,198.69</b>	<b>8,740.36</b>	<b>8,507.39</b>	<b>25,254.55</b>	<b>25,593.95</b>	<b>35,513.07</b>	<b>10,186.64</b>	<b>10,562.99</b>	<b>9,865.48</b>	<b>30,874.27</b>	<b>31,012.27</b>	<b>43,804.20</b>
Less:												
i) Finance costs	3,611.67	4,144.25	3,618.42	11,551.24	9,915.54	13,678.39	3,858.51	4,254.93	3,348.90	12,016.61	9,323.60	13,057.72
ii) Other Un-allocable expenditure net off	3,778.45	3,580.34	3,907.52	10,719.91	12,572.22	17,066.81	4,709.18	4,357.13	4,993.53	13,432.56	16,116.64	22,225.09
iii) Un-allocable income	(1,104.15)	(952.25)	(492.90)	(2,690.83)	(2,369.14)	(3,671.20)	(662.86)	(813.64)	(454.77)	(2,109.02)	(1,503.36)	(3,032.60)
<b>Profit before tax</b>	<b>1,912.72</b>	<b>1,968.02</b>	<b>1,474.35</b>	<b>5,674.23</b>	<b>5,475.33</b>	<b>8,439.07</b>	<b>2,281.81</b>	<b>2,764.57</b>	<b>1,977.82</b>	<b>7,534.12</b>	<b>7,075.39</b>	<b>11,553.99</b>
<b>Capital employed</b>												
-Real estate projects	249,260.60	246,230.59	243,645.64	249,260.60	243,645.64	237,791.83	289,123.36	285,542.17	263,997.50	289,123.36	263,997.50	276,432.96
-Construction contracts	2,282.28	4,199.26	3,634.09	2,282.28	3,634.09	3,325.55	7,206.90	5,511.56	11,346.68	7,206.90	11,346.68	5,074.52
-Unallocated	51,854.59	50,037.26	48,994.26	51,854.59	48,994.26	52,622.47	41,251.64	38,989.74	40,833.24	41,251.64	40,833.24	41,333.91
<b>Total</b>	<b>303,397.47</b>	<b>300,467.11</b>	<b>296,273.99</b>	<b>303,397.47</b>	<b>296,273.99</b>	<b>293,739.85</b>	<b>337,581.90</b>	<b>330,043.47</b>	<b>316,177.42</b>	<b>337,581.90</b>	<b>316,177.42</b>	<b>322,841.39</b>



**Notes:**

1. The above results were reviewed and recommended by the Audit Committee & approved by the Board of Directors at their respective meetings held on 29<sup>th</sup> January, 2015. The statutory auditors of the Company have carried out limited review of the financial results.
2. The consolidated financial results have been prepared in accordance with AS-21 – Accounting standard on consolidated financial statements.
3. The unaudited financial results of one wholly owned subsidiary company namely M/s Rohtas Holdings (Gulf) Limited (including its subsidiary namely M/s Marine Sand Ltd.) have been reported by their management and given effect in consolidated financial results based on financial statements as certified.
4. During the quarter ended 31<sup>st</sup> December, 2014, Company has made further investment in 9,00,000 Equity Shares of Rs. 10/- each aggregated to Rs. 90.00 Lacs in wholly owned subsidiary company namely M/s Volvo Properties Private Limited.
5. During the year, Effective from 1<sup>st</sup> April, 2014, the Company has revised depreciation rate on fixed assets as per the useful life specified in the Companies Act, 2013 or re-assessed by the Company. Based on current estimates, depreciation of Rs. 109.53 lacs on account of assets whose useful life is already exhausted as on 01<sup>st</sup> April, 2014 and deferred tax of Rs. 36.97 lacs thereon have been adjusted to opening reserves.
6. Had there not been any change in useful life of assets, depreciation charged for the quarter and nine month ended December 31, 2014 would have been lower by Rs. 134.73 lacs and Rs. 405.03 lacs (net of Rs. 47.09 lacs and Rs. 140.39 lacs allocated to projects) respectively.
7. During the quarter ended 31<sup>st</sup> December, 2014, Company has allotted 1000 (one Thousand) 14% Secured, Redeemable, Non-Convertible Debentures of face value of Rs. 5.00 lacs (Rupees Five Lacs only) each at par aggregating Rs. 5000/- lacs (Rupees Five Thousand Lacs only) on 23<sup>rd</sup> December, 2014.
8. Tax expenses include current tax (net of MAT Credit), Deferred Tax, Wealth Tax and adjustment of taxes for earlier years.
9. The previous period / year figures have been regrouped / rearranged wherever required for the purpose of comparison.
10. The standalone and consolidated financial results of the Company for the quarter and nine month ended 31<sup>st</sup> December, 2014 are also available on the Company's Website ([www.omaxe.com](http://www.omaxe.com)) and on the Website of BSE ([www.bseindia.com](http://www.bseindia.com)) and NSE ([www.nseindia.com](http://www.nseindia.com)).

For and on behalf of Board of Directors  
For Omaxe Limited  
Haryana  
Jai Bhagwan Goyal  
Whole Time Director



Place: New Delhi

Date: 29<sup>th</sup> January, 2015

# Omaxe Limited

Regd. Office: 19-B, First Floor, Omaxe Celebration Mall, Sohna Road, Gurgaon-122 001, (Haryana)

Corp. Office: 7, LSC, Kalkaji, New Delhi-110019

CIN: L74899HR1989PLC051918, Website: www.omaxe.com, Email: info@omaxe.com


Tel: 91-11-41893100, Fax: 91-11-41896653

## Statement of Consolidated Unaudited Financial Results for the quarter and nine months ended December 31, 2014

### PART I

(Rupees in lakhs, except share data)

Particulars	Consolidated					
	Quarter ended			Nine months ended		Year ended
	31.12.2014	30.09.2014	31.12.2013	31.12.2014	31.12.2013	31.03.2014
	Unaudited	Unaudited	Unaudited	Unaudited	Unaudited	Audited
<b>1 Income from operations</b>						
a) Net sales/ Income from operations	30,275.93	37,401.52	33,779.20	100,309.52	109,517.82	160,542.96
b) Other operating income	495.29	490.64	424.55	1,434.04	1,397.47	1,769.54
<b>Total income from operations</b>	<b>30,771.22</b>	<b>37,892.16</b>	<b>34,203.75</b>	<b>101,743.56</b>	<b>110,915.29</b>	<b>162,312.50</b>
<b>2 Expenses</b>						
a) Cost of material consumed, construction & other related project cost	52,082.61	41,624.38	27,459.47	151,722.03	88,860.51	139,291.77
b) Changes in inventories of finished stock & projects in progress	(31,498.03)	(14,295.21)	(3,121.20)	(80,852.74)	(8,957.49)	(20,783.47)
c) Employee benefit expense	1,453.32	1,457.10	1,250.64	4,534.65	5,178.33	6,956.98
d) Depreciation and amortisation expense	370.88	366.65	252.27	1,085.35	696.16	986.77
e) Other expense	2,884.98	2,533.38	3,490.62	7,812.56	10,242.15	14,281.34
<b>Total expenses</b>	<b>25,293.76</b>	<b>31,686.30</b>	<b>29,331.80</b>	<b>84,301.85</b>	<b>96,019.66</b>	<b>140,733.39</b>
<b>3 Profit from operations before other income, finance costs and exceptional items (1-2)</b>	<b>5,477.46</b>	<b>6,205.86</b>	<b>4,871.95</b>	<b>17,441.71</b>	<b>14,895.63</b>	<b>21,579.11</b>
4 Other income	662.86	813.64	454.77	2,109.02	1,503.36	3,032.60
<b>5 Profit before finance costs and exceptional items (3+4)</b>	<b>6,140.32</b>	<b>7,019.50</b>	<b>5,326.72</b>	<b>19,550.73</b>	<b>16,398.99</b>	<b>24,611.71</b>
6 Finance costs	3,858.51	4,254.93	3,348.90	12,016.61	9,323.60	13,057.72
<b>7 Profit after finance costs but before exceptional items (5-6)</b>	<b>2,281.81</b>	<b>2,764.57</b>	<b>1,977.82</b>	<b>7,534.12</b>	<b>7,075.39</b>	<b>11,553.99</b>
8 Exceptional items	-	-	-	-	-	-
<b>9 Profit from ordinary activities before tax (7+8)</b>	<b>2,281.81</b>	<b>2,764.57</b>	<b>1,977.82</b>	<b>7,534.12</b>	<b>7,075.39</b>	<b>11,553.99</b>
10 Tax expense	891.79	1,378.74	352.09	3,561.27	1,727.18	3,692.79
<b>11 Net profit from ordinary activities after tax (9-10)</b>	<b>1,390.02</b>	<b>1,385.83</b>	<b>1,625.73</b>	<b>3,972.85</b>	<b>5,348.21</b>	<b>7,861.20</b>
12 Extra ordinary items	-	-	-	-	-	-
<b>13 Net profit for the period before minority interest (11-12)</b>	<b>1,390.02</b>	<b>1,385.83</b>	<b>1,625.73</b>	<b>3,972.85</b>	<b>5,348.21</b>	<b>7,861.20</b>
14 Share of profit of associates	-	-	-	-	-	-
15 Minority interest	(1.91)	(2.30)	0.92	(9.78)	4.80	9.17
<b>16 Net Profit after tax, minority interest and share of profit from associates (13+14-15)</b>	<b>1,391.93</b>	<b>1,388.13</b>	<b>1,624.81</b>	<b>3,982.63</b>	<b>5,343.41</b>	<b>7,852.03</b>
<b>17 Paid-up Equity Share Capital</b> (Face value Rs. 10 each)	18,290.05	18,290.05	18,290.05	18,290.05	18,290.05	18,290.05
18 Reserves (excluding Revaluation Reserves)	-	-	-	-	-	174,572.50
19 Basic and diluted earnings per share (in rupees) (not annualised)-Post Bonus	0.75	0.76	0.89	2.17	2.92	4.29



**PART II**


Particulars	Consolidated					
	Quarter ended			Nine months ended		Year ended
	31.12.2014	30.09.2014	31.12.2013	31.12.2014	31.12.2013	31.03.2014
	Unaudited	Unaudited	Unaudited	Unaudited	Unaudited	Audited
<b>A PARTICULARS OF SHAREHOLDING</b>						
<b>1 Public shareholding</b>						
-Number of shares	45,734,346	45,734,346	45,734,346	45,734,346	45,734,346	45,734,346
-Percentage of shareholding	25.01%	25.01%	25.01%	25.01%	25.01%	25.01%
<b>2 Promoters and Promoter Group Shareholding</b>						
<b>a) Pledged / Encumbered</b>						
- Number of shares	103,564,200	92,810,700	97,158,400	103,564,200	97,158,400	82,016,700
- Percentage of shares (as a % of the total shareholding of promoter and promoter group)	75.50%	67.66%	70.83%	75.50%	70.83%	59.79%
- Percentage of shares (as a % of the total share capital of the company)	56.62%	50.74%	53.12%	56.62%	53.12%	44.84%
<b>b) Non-Encumbered</b>						
- Number of shares	33,601,994	44,355,494	40,007,794	33,601,994	40,007,794	55,149,494
- Percentage of shares (as a % of the total shareholding of promoter and promoter group)	24.50%	32.34%	29.17%	24.50%	29.17%	40.21%
- Percentage of shares (as a % of the total share capital of the company)	18.37%	24.25%	21.87%	18.37%	21.87%	30.15%

Particulars	Quarter ended 31.12.2014
<b>B INVESTOR COMPLAINTS</b>	
Pending at the beginning of the quarter	1
Received during the quarter	1
Disposed of during the quarter	1
Remaining unresolved at the end of quarter	1

**Unaudited segment-wise revenue, results and capital employed for the quarter and nine months ended December 31, 2014**

(Rupees in lakhs)

Particulars	Consolidated					
	Quarter ended			Nine months ended		Year ended
	31.12.2014	30.09.2014	31.12.2013	31.12.2014	31.12.2013	31.03.2014
	Unaudited	Unaudited	Unaudited	Unaudited	Unaudited	Audited
<b>1 Segment Revenue</b>						
-Real estate projects	30,307.51	37,391.15	33,897.36	100,054.86	109,574.51	160,157.54
-Construction contracts	11,848.13	15,231.26	11,000.08	38,307.83	35,709.44	55,108.33
-Unallocated	359.06	302.46	23.57	1,040.27	273.28	331.63
<b>Total</b>	<b>42,514.70</b>	<b>52,924.87</b>	<b>44,921.01</b>	<b>139,402.96</b>	<b>145,557.23</b>	<b>215,597.50</b>
Less: Inter-segment revenue	11,743.48	15,032.71	10,717.26	37,659.40	34,641.94	53,285.00
<b>Total sales/income</b>	<b>30,771.22</b>	<b>37,892.16</b>	<b>34,203.75</b>	<b>101,743.56</b>	<b>110,915.29</b>	<b>162,312.50</b>
<b>2 Segment Results</b>						
-Real estate projects	10,018.84	10,325.93	9,631.37	30,274.75	30,188.26	42,988.82
-Construction contracts	167.80	237.06	234.11	599.52	824.01	815.38
-Unallocated	-	-	-	-	-	-
<b>Total</b>	<b>10,186.64</b>	<b>10,562.99</b>	<b>9,865.48</b>	<b>30,874.27</b>	<b>31,012.27</b>	<b>43,804.20</b>
Less:						
i) Finance costs	3,858.51	4,254.93	3,348.90	12,016.61	9,323.60	13,057.72
ii) Other Un-allocable expenditure net off	4,709.18	4,357.13	4,993.53	13,432.56	16,116.64	22,225.09
iii) Un-allocable income	(662.86)	(813.64)	(454.77)	(2,109.02)	(1,503.36)	(3,032.60)
<b>Profit before tax</b>	<b>2,281.81</b>	<b>2,764.57</b>	<b>1,977.82</b>	<b>7,534.12</b>	<b>7,075.39</b>	<b>11,553.99</b>
<b>3 Capital employed</b>						
-Real estate projects	289,123.36	285,542.17	263,997.50	289,123.36	263,997.50	276,432.96
-Construction contracts	7,206.90	5,511.56	11,346.68	7,206.90	11,346.68	5,074.52
-Unallocated	41,251.64	38,989.74	40,833.24	41,251.64	40,833.24	41,333.91
<b>Total</b>	<b>337,581.90</b>	<b>330,043.47</b>	<b>316,177.42</b>	<b>337,581.90</b>	<b>316,177.42</b>	<b>322,841.39</b>



nt

**Notes:**

1. The above results were reviewed and recommended by the Audit Committee & approved by the Board of Directors at their respective meetings held on 29<sup>th</sup> January, 2015. The statutory auditors of the Company have carried out limited review of the financial results.
2. The consolidated financial results have been prepared in accordance with AS-21 – Accounting standard on consolidated financial statements.
3. The unaudited financial results of one wholly owned subsidiary company namely M/s Rohtas Holdings (Gulf) Limited (including its subsidiary namely M/s Marine Sand Ltd.) have been reported by their management and given effect in consolidated financial results based on financial statements as certified.
4. During the quarter ended 31<sup>st</sup> December, 2014, Company has made further investment in 9,00,000 Equity Shares of Rs. 10/- each aggregated to Rs. 90.00 Lacs in wholly owned subsidiary company namely M/s Volvo Properties Private Limited.
5. During the year, Effective from 1st April, 2014, the Company has revised depreciation rate on fixed assets as per the useful life specified in the Companies Act, 2013 or re-assessed by the Company. Based on current estimates, depreciation of Rs. 109.53 lacs on account of assets whose useful life is already exhausted as on 01<sup>st</sup> April, 2014 and deferred tax of Rs. 36.97 lacs thereon have been adjusted to opening reserves.

Had there not been any change in useful life of assets, depreciation charged for the quarter and nine month ended December 31, 2014 would have been lower by Rs. 134.73 lacs and Rs. 405.03 lacs (net of Rs. 47.09 lacs and Rs. 140.39 lacs allocated to projects) respectively.

6. During the quarter ended 31<sup>st</sup> December, 2014, Company has allotted 1000 (one Thousand) 14% Secured, Redeemable, Non-Convertible Debentures of face value of Rs. 5.00 lacs (Rupees Five Lacs only) each at par aggregating Rs. 5000/- lacs (Rupees Five Thousand Lacs only) on 23rd December, 2014.
7. Key standalone Financial Information is given below:

(Rupees in lakhs)

Particulars	Quarter ended			Nine months ended		Year ended
	31.12.2014	30.09.2014	31.12.2013	31.12.2014	31.12.2013	31.03.2014
	Unaudited	Unaudited	Unaudited	Unaudited	Unaudited	Audited
Income from Operations	23,411.10	27,162.38	26,381.43	75,049.58	82,387.50	118,468.96
Profit before tax	1,912.72	1,968.02	1,474.35	5,674.23	5,475.33	8,439.07
Net profit after tax	1,062.62	867.70	1,220.17	3,114.21	4,435.02	6,028.69

8. Tax expenses include current tax (net of MAT Credit), Deferred Tax, Wealth Tax and adjustment of taxes for earlier years.
9. The previous period / year figures have been regrouped / rearranged wherever required for the purpose of comparison.
10. The standalone and consolidated financial results of the Company for the quarter and nine month ended 31st December, 2014 are also available on the Company's Website ([www.omaxe.com](http://www.omaxe.com)) and on the Website of BSE ([www.bseindia.com](http://www.bseindia.com)) and NSE ([www.nseindia.com](http://www.nseindia.com)).

For and on behalf of Board of Directors  
For Omaxe Limited



Jai Bhagwan Goel  
Whole Time Director

Place: New Delhi  
Date: 29<sup>th</sup> January, 2015



# DOOGAR & ASSOCIATES

Chartered Accountants

## Limited Review Report

The Board of Directors  
Omaxe Limited  
19-B, First Floor,  
Omaxe Celebration Mall,  
Sohna Road,  
Gurgaon-122 001, (Haryana)


Dear Sirs,


1. We have reviewed the accompanying statement of unaudited financial results of Omaxe Limited (the 'Company') for the quarter and nine months ended December 31st, 2014 except for the disclosures regarding "Public Shareholding" and "Promoters and Promoters Group Shareholding" which have been traced from disclosures made by the Management and have not been audited by us. These unaudited financial statements are the responsibility of the Company's Management and have been approved by the Board of Directors. Our responsibility is to issue a report on these unaudited financial statements based on our review.
2. We conducted our review in accordance with the Standard on Review Engagements (SRE) 2410, "Review of Interim Financial Information Performed by the Independent Auditor of the Entity" issued by the Institute of Chartered Accountants of India. This standard requires that we plan and perform the review to obtain moderate assurance as to whether the financial statements are free of material misstatement. A review is limited primarily to inquiries of company personnel and analytical procedures applied to financial data and thus provide less assurance than an audit. We have not performed an audit and accordingly, we do not express an audit opinion.
3. Based on our review conducted as above, nothing has come to our attention that causes us to believe that the accompanying statement of unaudited financial results of the company prepared in accordance with applicable accounting standards notified under the Companies Act, 1956 ( which are deemed to be applicable as per section 133 of the Companies Act, 2013, read with Rule 7 of the Companies (Accounts) Rules, 2014 ) and other recognized accounting practices and policies, has not disclosed the information required to be disclosed in terms of Clause 41 of the Listing Agreements with the Stock Exchanges, including the manner in which it is to be disclosed, or that it contains any material misstatement.

**For Doogar & Associates**

Chartered Accountants

(Reg. No. 000561/000561)

  
M. S. Agarwal  
(Partner)  
M. No. 86580



Place: New Delhi  
Date: 29<sup>th</sup> January, 2015

# DOOGAR & ASSOCIATES

Chartered Accountants

## Limited Review Report

The Board of Directors  
Omaxe Limited  
19-B, First Floor,  
Omaxe Celebration Mall,  
Sohna Road,  
Gurgaon-122 001, (Haryana)

Dear Sirs,

1. We have reviewed the accompanying statement of unaudited consolidated financial results of Omaxe Limited (the 'Company') and its subsidiaries ('the Group') for the quarter and nine months ended December 31, 2014 except for the disclosures regarding "Public Shareholding" and "Promoters and Promoters Group Shareholding" which have been traced from disclosures made by the Management and have not been audited by us. These unaudited financial statements are the responsibility of the Group's Management and have been approved by the Board of Directors. Our responsibility is to issue a report on these consolidated unaudited financial results based on our review.
2. We conducted our review in accordance with the Standard on Review Engagements (SRE) 2410, "Review of Interim Financial Information Performed by the Independent Auditor of the Entity" issued by the Institute of Chartered Accountants of India. This standard requires that we plan and perform the review to obtain moderate assurance as to whether the financial statements are free of material misstatement. A review is limited primarily to inquiries of Group personnel and analytical procedures applied to financial data and thus provide less assurance than an audit. We have not performed an audit and accordingly, we do not express an audit opinion.
3. The financial results of one subsidiary company namely M/s Rohtas Holdings (Gulf) Limited, (including its subsidiary namely M/s Marine Sands Ltd.) whose financial results reflect total revenues (including other income) of Rs. 460/- and Rs. 1,349/- and total loss of Rs.747/- and Rs.1,22,749/- for the quarter and nine months ended December 31st, 2014, respectively has not been reviewed and have been reported by the management of the Company.
4. Based on our review conducted as above, nothing has come to our attention that causes us to believe that the accompanying statement of unaudited consolidated financial results prepared in accordance with applicable accounting standards notified under the Companies Act, 1956 ( which are deemed to be applicable as per section 133 of the Companies Act, 2013, read with Rule 7 of the Companies ( Accounts) Rules, 2014 ) and other recognized accounting practices and policies , has not disclosed the information required to be disclosed in terms of Clause 41 of the Listing Agreements with the Stock Exchanges, including the manner in which it is to be disclosed, or that it contains any material misstatement.

**For Doogar & Associates**

Chartered Accountants

(Reg. No. 006561/00)

M. S. Agarwal

(Partner)

M. No. 86580

Place: New Delhi

Date: 29<sup>th</sup> January, 2015