



Turning dreams into reality

August 6, 2015

The BSE Limited(Bombay Stock Exchange)

Phiroze Jeejeebhoy Towers,
Dalal Street,
Mumbai 400 001

National Stock Exchange of India Limited

'Exchange Plaza'
Bandra Kurla Complex,
Bandra (East)
Mumbai- 400 051

**Reference: Un-audited Financial Results for the Quarter Ended
June 30, 2015 (pursuant to Clause 41)**

Sir

Please find enclosed herewith the following:

1. Standalone and Consolidated Un-audited Financial Results of the Company for the quarter ended June 30, 2015.
2. Consolidated Un-audited Financial Results of the Company for the quarter ended June 30, 2015 to be published in the newspapers.
3. Report on Limited Review issued by the Auditors M/s Doogar & Associates, Chartered Accountant for the quarter ended June 30, 2015.

Please also note that the above referred shall be available at the website of the Company i.e. www.omaxe.com.

Thanking You

For Omaxe Ltd


Venkat Rao
(Additional Vice President
& Company Secretary)

OMAXE LTD.

Corporate Office : 7, Local Shopping Complex, Kalkaji, New Delhi-110 019 (India)

Tel. : 91-11-41893100, 41896680-85, 41896766, Fax : 91-11-41896653, 41896655, 41896799

Regd. Office : Shop No. 19-B, First Floor, Omaxe Celebration Mall, Sohna Road, Gurgaon - 122 001, (Haryana)

Website : www.omaxe.com CIN : L74899HR1989PLC051918

Omaxe Limited

Regd. Office: 19-B, First Floor, Omaxe Celebration Mall, Sohna Road, Gurgaon-122 001, (Haryana)

Corp. Office: 7, LSC, Kalkaji, New Delhi-110019

CIN: L74899HR1989PLC051918, Website: www.omaxe.com, Email: info@omaxe.com

Tel: 91-11-41893100, Fax: 91-11-41896653

Statement of Standalone/Consolidated Unaudited Financial Results for the quarter ended June 30, 2015

PART I

(Rupees in lacs)

Particulars	Standalone				Consolidated			
	Quarter ended			Year ended	Quarter ended			Year ended
	30.06.2015	31.03.2015	30.06.2014	31.03.2015	30.06.2015	31.03.2015	30.06.2014	31.03.2015
	Unaudited	Unaudited	Unaudited	Audited	Unaudited	Unaudited	Unaudited	Audited
1 Income from operations								
a) Net sales/ Income from operations	24,007.74	19,046.26	24,281.04	93,517.73	33,101.85	41,024.81	32,632.07	141,334.33
b) Other operating income	143.64	141.15	195.07	719.26	338.69	340.15	448.11	1,774.19
Total income from operations	24,151.38	19,187.41	24,476.11	94,236.99	33,440.54	41,364.96	33,080.18	143,108.52
2 Expenses								
a) Cost of material consumed, construction & other related project cost	15,248.08	30,039.31	30,910.15	126,198.54	27,341.56	47,921.01	58,413.02	200,812.24
b) Changes in inventories of finished stock & projects in progress	893.45	(17,442.45)	(14,351.56)	(62,637.45)	(4,620.48)	(16,748.31)	(35,059.49)	(97,601.05)
c) Employee benefit expense	1,334.92	1,348.15	1,482.99	5,510.54	1,444.73	1,528.57	1,624.23	6,063.22
d) Depreciation and amortisation expense	205.58	311.30	301.73	1,257.50	234.65	357.25	347.82	1,442.60
e) Other expense	2,121.03	2,642.47	1,178.40	7,084.58	3,228.95	3,793.10	1,996.21	10,436.47
Total expenses	19,803.06	16,898.78	19,521.71	77,413.71	27,629.41	36,851.62	27,321.79	121,153.48
3 Profit from operations before other income, finance costs and exceptional items (1-2)	4,348.32	2,288.63	4,954.40	16,823.28	5,811.13	4,513.34	5,758.39	21,955.04
4 Other income	770.92	1,170.20	634.43	3,861.03	542.01	1,306.72	632.51	3,415.74
5 Profit before finance costs and exceptional items (3+4)	5,119.24	3,458.83	5,588.83	20,684.31	6,353.14	5,820.06	6,390.90	25,370.78
6 Finance costs	2,964.80	1,903.12	3,795.32	13,454.36	3,348.44	2,335.05	3,903.17	14,351.66
7 Profit after finance costs but before exceptional items (5-6)	2,154.44	1,555.71	1,793.51	7,229.95	3,004.70	3,485.01	2,487.73	11,019.12
8 Exceptional items	-	-	-	-	-	-	-	-
9 Profit from ordinary activities before tax (7+8)	2,154.44	1,555.71	1,793.51	7,229.95	3,004.70	3,485.01	2,487.73	11,019.12
10 Tax expense	945.61	656.62	609.60	3,216.64	1,310.01	1,473.87	1,290.75	5,035.14
11 Net profit from ordinary activities after tax (9-10)	1,208.83	899.09	1,183.91	4,013.31	1,694.69	2,011.14	1,196.98	5,983.98
12 Extra ordinary items	-	-	-	-	-	-	-	-
13 Net profit for the period before minority interest (11-12)	1,208.83	899.09	1,183.91	4,013.31	1,694.69	2,011.14	1,196.98	5,983.98
14 Share of profit of associates	-	-	-	-	-	-	-	-
15 Minority interest	-	-	-	-	12.15	(13.08)	(5.57)	(22.86)
16 Net Profit after tax, minority interest and share of profit from associates (13+14-15)	1,208.83	899.09	1,183.91	4,013.31	1,682.54	2,024.22	1,202.55	6,006.84
17 Paid-up Equity Share Capital (Face value Rs. 10 each)	18,290.05	18,290.05	18,290.05	18,290.05	18,290.05	18,290.05	18,290.05	18,290.05
18 Reserves (excluding Revaluation Reserves)				147,871.04				179,365.06
19 Basic and diluted earnings per share (in rupees) (not annualised)- Post Bonus	0.64	0.48	0.65	2.18	0.90	1.09	0.66	3.27

PART II

Particulars	Standalone				Consolidated			
	Quarter ended			Year ended	Quarter ended			Year ended
	30.06.2015	31.03.2015	30.06.2014	31.03.2015	30.06.2015	31.03.2015	30.06.2014	31.03.2015
	Unaudited	Unaudited	Unaudited	Audited	Unaudited	Unaudited	Unaudited	Audited
A PARTICULARS OF SHAREHOLDING								
1 Public shareholding								
-Number of shares	45,734,346	45,734,346	45,734,346	45,734,346	45,734,346	45,734,346	45,734,346	45,734,346
-Percentage of shareholding	25.01%	25.01%	25.01%	25.01%	25.01%	25.01%	25.01%	25.01%
2 Promoters and Promoter Group Shareholding								
a) Pledged / Encumbered								
- Number of shares	83,512,640	94,929,200	88,666,700	94,929,200	83,512,640	94,929,200	88,666,700	94,929,200
- Percentage of shares (as a % of the total shareholding of promoter and promoter group)	60.88%	69.21%	64.64%	69.21%	60.88%	69.21%	64.64%	69.21%
- Percentage of shares (as a % of the total Share capital of the company)	45.66%	51.90%	48.48%	51.90%	45.66%	51.90%	48.48%	51.90%
b) Non-Encumbered								
- Number of shares	53,653,554	42,236,994	48,499,494	42,236,994	53,653,554	42,236,994	48,499,494	42,236,994
- Percentage of shares (as a % of the total shareholding of promoter and promoter group)	39.12%	30.79%	35.36%	30.79%	39.12%	30.79%	35.36%	30.79%
- Percentage of shares (as a % of the total share capital of the company)	29.33%	23.09%	26.51%	23.09%	29.33%	23.09%	26.51%	23.09%
Particulars	Quarter ended 30.06.2015							
B INVESTOR COMPLAINTS								
Pending at the beginning of the quarter	1							
Received during the quarter	-							
Disposed of during the quarter	-							
Remaining unresolved at the end of quarter	1							

Unaudited segment-wise revenue, results and capital employed for the quarter ended June 30, 2015


(Rupees in lacs)

Particulars	Standalone				Consolidated			
	Quarter ended			Year ended	Quarter ended			Year ended
	30.06.2015	31.03.2015	30.06.2014	31.03.2015	30.06.2015	31.03.2015	30.06.2014	31.03.2015
	Unaudited	Unaudited	Unaudited	Audited	Unaudited	Unaudited	Unaudited	Audited
1 Segment Revenue								
-Real estate projects	23,396.55	18,395.21	23,085.93	88,211.25	33,087.16	41,321.31	32,356.21	141,376.17
-Construction contracts	-	96.50	1,011.50	4,345.93	10,241.03	12,486.24	11,228.44	50,744.07
-Unallocated	754.83	695.70	378.68	1,679.81	760.09	700.83	378.74	1,741.10
Total	24,151.38	19,187.41	24,476.11	94,236.99	44,088.28	54,458.38	43,963.39	193,861.34
Less: Inter-segment revenue	-	-	-	-	10,647.74	13,093.42	10,883.21	50,752.82
Total sales/income	24,151.38	19,187.41	24,476.11	94,236.99	33,440.54	41,364.96	33,080.18	143,108.52
2 Segment Results								
-Real estate projects	8,009.85	6,967.47	7,893.57	30,934.52	10,557.64	10,393.31	9,531.99	39,498.86
-Construction contracts	-	(376.92)	23.95	(258.62)	161.82	(201.05)	194.66	398.47
-Unallocated	-	-	-	-	-	-	-	-
Total	8,009.85	6,590.55	7,917.52	30,675.90	10,719.46	10,192.26	9,726.65	39,897.33
Less:								
i) Finance costs	2,964.80	1,903.12	3,795.32	13,454.36	3,348.44	2,335.05	3,903.17	14,351.66
ii) Other Un-allocable expenditure net off	3,661.53	4,301.92	2,963.12	13,852.62	4,908.33	5,678.92	3,968.26	17,942.29
iii) Un-allocable income	(770.92)	(1,170.20)	(634.43)	(3,861.03)	(542.01)	(1,306.72)	(632.51)	(3,415.74)
Profit before tax	2,154.44	1,555.71	1,793.51	7,229.95	3,004.70	3,485.01	2,487.73	11,019.12
3 Capital employed								
-Real estate projects	263,571.50	259,698.24	246,923.81	259,698.24	291,082.38	287,787.90	283,185.48	287,787.90
-Construction contracts	1,973.57	1,663.86	3,161.55	1,663.86	6,983.62	5,826.32	7,891.60	5,826.32
-Unallocated	35,573.81	35,114.71	50,657.05	35,114.71	39,986.19	39,573.92	39,269.79	39,573.92
Total	301,118.88	296,476.81	300,742.41	296,476.81	338,052.19	333,188.14	330,346.87	333,188.14

Notes:

1. The above results were reviewed and recommended by the Audit Committee & approved by the Board of Directors at their respective meetings held on 6th August, 2015. The Statutory auditors of the Company have carried out limited review of the financial results.
2. The figures for the quarter ended March 31, 2015 are the balancing figures between the audited figures in respect of the full financial year and the published figures for nine months ended December 31, 2014.
3. The consolidated financial results have been prepared in accordance with AS-21 – 'Accounting standard on consolidated financial statements'.
4. The unaudited financial results of one wholly owned subsidiary company namely M/s Rohtas Holdings (Gulf) Limited (including its subsidiary namely M/s Marine Sand Ltd.) have been reported by their management and given effect in consolidated financial results based on financial statements as certified.
5. During the quarter ended 30th June, 2015, Company has purchased 7,000 Equity shares of Rs. 10/- each of Omaxe Capital Redevelopment Private Limited whereby such company has become subsidiary company of the Company.
6. Tax expenses include current tax (net of MAT Credit), Deferred Tax, Wealth Tax and adjustment of taxes for earlier years.
7. The previous period / year figures have been regrouped / rearranged wherever required for the purpose of comparison.
8. The standalone and consolidated financial results of the Company for the quarter ended June 30, 2015 are also available on the Company's Website (www.omaxe.com) and on the Website of BSE (www.bseindia.com) and NSE (www.nseindia.com).

For and on behalf of Board of Directors
For Omaxe Limited


Jai Bhagwan Goel
Whole Time Director

Place: New Delhi
Date: 6th August, 2015



Omaxe Limited

Regd. Office: 19-B, First Floor, Omaxe Celebration Mall, Sohna Road, Gurgaon-122 001, (Haryana)

Corp. Office: 7, LSC, Kalkaji, New Delhi-110019

CIN: L74899HR1989PLC051918, Website: www.omaxe.com, Email: info@omaxe.com

Tel: 91-11-41893100, Fax: 91-11-41896653

Statement of Consolidated Unaudited Financial Results for the quarter ended June 30, 2015

PART I

(Rupees in lacs)

Particulars	Consolidated			
	Quarter ended			Year ended
	30.06.2015	31.03.2015	30.06.2014	31.03.2015
	Unaudited	Unaudited	Unaudited	Audited
1 Income from operations				
a) Net sales/ Income from operations	33,101.85	41,024.81	32,632.07	141,334.33
b) Other operating income	338.69	340.15	448.11	1,774.19
Total income from operations	33,440.54	41,364.96	33,080.18	143,108.52
2 Expenses				
a) Cost of material consumed, construction & other related project cost	27,341.56	47,921.01	58,413.02	200,812.24
b) Changes in inventories of finished stock & projects in progress	(4,620.48)	(16,748.31)	(35,059.49)	(97,601.05)
c) Employee benefit expense	1,444.73	1,528.57	1,624.23	6,063.22
d) Depreciation and amortisation expense	234.65	357.25	347.82	1,442.60
e) Other expense	3,228.95	3,793.10	1,996.21	10,436.47
Total expenses	27,629.41	36,851.62	27,321.79	121,153.48
3 Profit from operations before other income, finance costs and exceptional items (1-2)	5,811.13	4,513.34	5,758.39	21,955.04
4 Other income	542.01	1,306.72	632.51	3,415.74
5 Profit before finance costs and exceptional items (3+4)	6,353.14	5,820.06	6,390.90	25,370.78
6 Finance costs	3,348.44	2,335.05	3,903.17	14,351.66
7 Profit after finance costs but before exceptional items (5-6)	3,004.70	3,485.01	2,487.73	11,019.12
8 Exceptional items	-	-	-	-
9 Profit from ordinary activities before tax (7+8)	3,004.70	3,485.01	2,487.73	11,019.12
10 Tax expense	1,310.01	1,473.87	1,290.75	5,035.14
11 Net profit from ordinary activities after tax (9-10)	1,694.69	2,011.14	1,196.98	5,983.98
12 Extra ordinary items	-	-	-	-
13 Net profit for the period before minority interest (11-12)	1,694.69	2,011.14	1,196.98	5,983.98
14 Share of profit of associates	-	-	-	-
15 Minority interest	12.15	(13.08)	(5.57)	(22.86)
16 Net Profit after tax, minority interest and share of profit from associates (13+14-15)	1,682.54	2,024.22	1,202.55	6,006.84
17 Paid-up Equity Share Capital (Face value Rs. 10 each)	18,290.05	18,290.05	18,290.05	18,290.05
18 Reserves (excluding Revaluation Reserves)				179,365.06
19 Basic and diluted earnings per share (in rupees) (not annualised)-Post Bonus	0.90	1.09	0.66	3.27



PART II

Particulars	Consolidated			
	Quarter ended			Year ended
	30.06.2015	31.03.2015	30.06.2014	31.03.2015
	Unaudited	Unaudited	Unaudited	Audited
A PARTICULARS OF SHAREHOLDING				
1 Public shareholding				
-Number of shares	45,734,346	45,734,346	45,734,346	45,734,346
-Percentage of shareholding	25.01%	25.01%	25.01%	25.01%
2 Promoters and Promoter Group Shareholding				
a) Pledged / Encumbered				
- Number of shares	83,512,640	94,929,200	88,666,700	94,929,200
- Percentage of shares (as a % of the total shareholding of promoter and promoter group)	60.88%	69.21%	64.64%	69.21%
- Percentage of shares (as a % of the total Share capital of the company)	45.66%	51.90%	48.48%	51.90%
b) Non-Encumbered				
- Number of shares	53,653,554	42,236,994	48,499,494	42,236,994
- Percentage of shares (as a % of the total shareholding of promoter and promoter group)	39.12%	30.79%	35.36%	30.79%
- Percentage of shares (as a % of the total share capital of the company)	29.33%	23.09%	26.51%	23.09%

Particulars	Quarter ended 30.06.2015
B INVESTOR COMPLAINTS	
Pending at the beginning of the quarter	1
Received during the quarter	-
Disposed of during the quarter	-
Remaining unresolved at the end of quarter	1

Unaudited segment-wise revenue, results and capital employed for the quarter ended June 30, 2015

(Rupees in lacs)

Particulars	Consolidated			
	Quarter ended			Year ended
	30.06.2015	31.03.2015	30.06.2014	31.03.2015
	Unaudited	Unaudited	Unaudited	Audited
1 Segment Revenue				
-Real estate projects	33,087.16	41,321.31	32,356.21	141,376.17
-Construction contracts	10,241.03	12,436.24	11,228.44	50,744.07
-Unallocated	760.09	700.83	378.74	1,741.10
Total	44,088.28	54,458.38	43,963.39	193,861.34
Less: Inter-segment revenue	10,647.74	13,093.42	10,883.21	50,752.82
Total sales/income	33,440.54	41,364.96	33,080.18	143,108.52
2 Segment Results				
-Real estate projects	10,557.64	10,393.31	9,531.99	39,498.86
-Construction contracts	161.82	(201.05)	194.66	398.47
-Unallocated	-	-	-	-
Total	10,719.46	10,192.26	9,726.65	39,897.33
Less:				
i) Finance costs	3,348.44	2,335.05	3,903.17	14,351.66
ii) Other Un-allocable expenditure net off	4,908.33	5,678.92	3,968.26	17,942.29
iii) Un-allocable income	(542.01)	(1,306.72)	(632.51)	(3,415.74)
Profit before tax	3,004.70	3,485.01	2,487.73	11,019.12
3 Capital employed				
-Real estate projects	291,082.38	287,787.90	283,185.48	287,787.90
-Construction contracts	6,983.62	5,826.32	7,891.60	5,826.32
-Unallocated	39,986.19	39,573.92	39,269.79	39,573.92
Total	338,052.19	333,188.14	330,346.87	333,188.14

Notes:


1. The above results were reviewed and recommended by the Audit Committee & approved by the Board of Directors at their respective meetings held on 6th August, 2015. The Statutory auditors of the Company have carried out limited review of the financial results.
2. The figures for the quarter ended March 31, 2015 are the balancing figures between the audited figures in respect of the full financial year and the published figures for nine months ended December 31, 2014.
3. The consolidated financial results have been prepared in accordance with AS-21 – 'Accounting standard on consolidated financial statements'.
4. The unaudited financial results of one wholly owned subsidiary company namely M/s Rohtas Holdings (Gulf) Limited (including its subsidiary namely M/s Marine Sand Ltd.) have been reported by their management and given effect in consolidated financial results based on financial statements as certified.
5. During the quarter ended 30th June, 2015, Company has purchased 7,000 Equity shares of Rs. 10/- each of Omaxe Capital Redevelopment Private Limited whereby such company has become subsidiary company of the Company.
6. Tax expenses include current tax (net of MAT Credit), Deferred Tax, Wealth Tax and adjustment of taxes for earlier years.
7. Key standalone Financial Information is given below:

(Rupees in lacs)

Particulars	Quarter ended			Year ended
	30.06.2015	31.03.2015	30.06.2014	31.03.2015
	Unaudited	Unaudited	Unaudited	Audited
Income from Operations	24,151.38	19,187.41	24,476.11	94,236.99
Profit before tax	2,154.44	1,555.71	1,793.51	7,229.95
Net profit after tax	1,208.83	899.09	1,183.91	4,013.31

8. The previous period / year figures have been regrouped / rearranged wherever required for the purpose of comparison.
9. The standalone and consolidated financial results of the Company for the quarter ended June 30, 2015 are also available on the Company's Website (www.omaxe.com) and on the Website of BSE (www.bseindia.com) and NSE (www.nseindia.com).

For and on behalf of Board of Directors
For Omaxe Limited


Jai Bhagwan Goel
Whole Time Director

Place: New Delhi
Date: 6th August, 2015

DOOGAR & ASSOCIATES

Chartered Accountants

Limited Review Report


The Board of Directors
Omaxe Limited
19-B, First Floor,
Omaxe Celebration Mall,
Sohna Road
Gurgaon – 122001 (Haryana)

Dear Sirs,

1. We have reviewed the accompanying statement of unaudited financial results of Omaxe Limited (the 'Company') for the quarter ended June 30, 2015 except for the disclosures regarding "Public Shareholding" and "Promoters and Promoters Group Shareholding" which have been traced from disclosures made by the Management and have not been audited by us. These unaudited financial statements are the responsibility of the Company's Management and have been approved by the Board of Directors. Our responsibility is to issue a report on these unaudited financial statements based on our review.
2. We conducted our review in accordance with the Standard on Review Engagements (SRE) 2410, "Review of Interim Financial Information Performed by the Independent Auditor of the Entity" issued by the Institute of Chartered Accountants of India. This standard requires that we plan and perform the review to obtain moderate assurance as to whether the financial statements are free of material misstatement. A review is limited primarily to inquiries of company personnel and analytical procedures applied to financial data and thus provide less assurance than an audit. We have not performed an audit and accordingly, we do not express an audit opinion.
3. Based on our review conducted as above, nothing has come to our attention that causes us to believe that the accompanying statement of unaudited financial results of the Company prepared in accordance with applicable accounting standards notified under the section 133 of the Companies Act, 2013, read with Rule 7 of the Companies (Accounts) Rules, 2014 and other recognized accounting practices and policies, has not disclosed the information required to be disclosed in terms of Clause 41 of the Listing Agreements with the Stock Exchanges, including the manner in which it is to be disclosed, or that it contains any material misstatement.

Place: New Delhi
Date: 6th August, 2015

For Doogar & Associates
Chartered Accountants
No.000561N)



DOOGAR & ASSOCIATES

Chartered Accountants

Limited Review Report


The Board of Directors
Omaxe Limited
19-B, First Floor,
Omaxe Celebration Mall,
Sohna Road
Gurgaon – 122001 (Haryana)

Dear Sirs,

1. We have reviewed the accompanying statement of unaudited consolidated financial results of Omaxe Limited (the 'Company') and its subsidiaries ('the Group') for the quarter ended June 30, 2015 except for the disclosures regarding "Public Shareholding" and "Promoters and Promoters Group Shareholding" which have been traced from disclosures made by the Management and have not been audited by us. These unaudited financial statements are the responsibility of the Group's Management and have been approved by the Board of Directors. Our responsibility is to issue a report on these consolidated unaudited financial results based on our review.
2. We conducted our review in accordance with the Standard on Review Engagements (SRE) 2410, "Review of Interim Financial Information Performed by the Independent Auditor of the Entity" issued by the Institute of Chartered Accountants of India. This standard requires that we plan and perform the review to obtain moderate assurance as to whether the financial statements are free of material misstatement. A review is limited primarily to inquiries of Group personnel and analytical procedures applied to financial data and thus provide less assurance than an audit. We have not performed an audit and accordingly, we do not express an audit opinion.
3. The financial results of one subsidiary company namely M/s Rohtas Holdings (Gulf) Limited, whose financial results reflect total revenues (including other income) of Rs. NIL and total profit /(loss) of Rs. NIL for the quarter ended June 30, 2015, respectively has not been reviewed and have been reported by the management of the Company.

Based on our review conducted as above, nothing has come to our attention that causes us to believe that the accompanying statement of unaudited consolidated financial results prepared in accordance with applicable accounting standards notified under the section 133 of the Companies Act, 2013, read with Rule 7 of the Companies (Accounts) Rules, 2014 and other recognized accounting practices and policies, has not disclosed the information required to be disclosed in terms of Clause 41 of the Listing Agreements with the Stock Exchanges, including the manner in which it is to be disclosed, or that it contains any material misstatement.

For Doogar & Associates
Chartered Accountants
No.000561N)



M.K. Doogar
(Partner)

No. 80077

Place: New Delhi
Date: 6th August, 2015