



Listing Department

Date: 14.10.2014

**Listing Department
Bombay Stock Exchange Limited
P.J. Tower, Dalal Street,
Mumbai 400 001**

**Listing Department
National Stock Exchange of India Limited
Exchange Plaza, Bandra Kurla Complex,
Bandra (East) Mumbai-400 051**

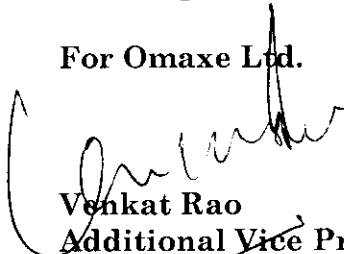
SUBJECT: SHAREHOLDING PATTERN UNDER CLAUSE 35

Dear Sir,

Pursuant to Clause 35 of the Listing Agreement, please find enclosed herewith with Shareholding Pattern of the Company as on September 30, 2014 .

Thanking You

For Omaxe Ltd.



**Venkat Rao
Additional Vice President &
Company Secretary**

10, Vigneshwari
Company Secretary

OMAXE LTD.

Corporate Office : 7, Local Shopping Centre, Kalkaji, New Delhi-110 019 (India)

Tel. : 91-11-41896680-85, 41893100. Fax : 91-11-41896653, 41896655, 41896799

Band. Office : Shop No. 10 B, First Floor, Omaxe Celebration Mall, Sohna Road, Gurgaon - 122 001 (Haryana)

Statement Showing Shareholding Pattern

Category code	Category of Shareholder	Number of Shareholders	Table (I)(a)		Total shareholding as a percentage of total number of shares		Shares Pledged or otherwise encumbered	
			Total number of shares	Number of shares held in dematerialized form	As a percentage of (A+B) ¹	As a percentage of (A+B+C)	Number of shares	As a percentage
			(IV)	(V)	(VI)	(VII)	(VIII)	(IX) = (VIII)/(IV)*100
(A)	Shareholding of Promoter and Promoter							
1	Indian							
(a)	Individuals/ Hindu Undivided Family							
		2	27000	27000	0.01	0.01	0	0.00
(b)	Central Government/ State Government(s)				0.00	0.00		#DIV/0!
(c)	Bodies Corporate	6	125557814	125557814	68.65	68.65	87010700	69.30
(d)	Financial Institutions/ Banks				0.00	0.00		#DIV/0!
(e)	Any Others(Promoters director and their relative)	5	11581380	11581380	6.33	6.33	5800000	50.08
(e-i)					0.00	0.00		#DIV/0!
(e-ii)					0.00	0.00		#DIV/0!
	Sub Total(A)(1)	13	137166194	137166194	74.99	74.99	92810700	67.66
2	Foreign							
a	Individuals (Non-Residents Individuals/ Foreign Individuals)				0.00	0.00		#DIV/0!
b	Bodies Corporate				0.00	0.00		#DIV/0!
c	Institutions				0.00	0.00		#DIV/0!
d	Qualified Foreign Investor				0.00	0.00		#DIV/0!
e	Any Others(Specify)				0.00	0.00		#DIV/0!
e-i					0.00	0.00		#DIV/0!
e-ii								
	Sub Total(A)(2)	0	0	0	0.00	0.00	0	#DIV/0!
	Total Shareholding of Promoter and	13	137166194	137166194	74.99	74.99	92810700	67.66
(B)	Public shareholding							
1	Institutions							
(a)	Mutual Funds/ UTI	1	772	772	0.00	0.00		
(b)	Financial Institutions/ Banks	9	4282562	4282562	2.34	2.34		
(c)	Central Government/ State Government(s)	1	30	30	0.00	0.00		
(d)	Venture Capital Funds				0.00	0.00		
(e)	Insurance Companies				0.00	0.00		
(f)	Foreign Institutional Investors	32	20450027	20450027	11.18	11.18		
(g)	Foreign Venture Capital Investors				0.00	0.00		
(h)	Qualified Foreign Investor				0.00	0.00		
(i)	Any Other (specify)				0.00	0.00		
(i-i)					0.00	0.00		
(i-ii)								
	Sub-Total (B)(1)	43	24733391	24733391	13.52	13.52		
B 2	Non-institutions							
(a)	Bodies Corporate	675	14191151	14191151	7.76	7.76		
(b)	Individuals				0.00	0.00		
I	Individuals -i. Individual shareholders holding nominal share capital up to Rs 1 lakh	73228	4577883	4576407	2.50	2.50		
II	ii. Individual shareholders holding nominal share capital in excess of Rs. 1 lakh.	31	1479037	1479037	0.81	0.81		
(C-1)	Trusts	11	399	399	0.00	0.00		
(C-2)	Non Resident Indians	409	71260	71250	0.04	0.04		
(C-3)	Overseas Corporate Bodies	1	1	1	0.00	0.00		
(c)	Qualified Foreign Investor	0	0	0	0.00	0.00		
(d)	Any Other (specify)				0.00	0.00		
(d-i)	Clearing Members	57	152669	152669	0.08	0.08		
(d-ii)	Hindu Undivided Families	2655	528555	528555	0.29	0.29		
	Sub-Total (B)(2)	77067	21000955	20999469	11.48	11.48		
(B)	Total Public Shareholding (B)= (B)(1)+(B)(2)	77110	45734346	45732860	25.01	25.01		
	TOTAL (A)+(B)	77123	182900540	182899054	100.00	100.00		
(C)	Shares held by Custodians and against which Depository Receipts have been issued							
1	Promoter and Promoter Group					0.00		#DIV/0!
2	Public					0.00		#DIV/0!
	Sub-Total (C)	0	0	0	0	0	0	
	GRAND TOTAL (A)+(B)+(C)	77123	182900540	182899054	100.00	100.00	92810700	50.74

Handwritten signature

Mr. G. S. S. S. S.
 Add. Vice President
 Company Secretary

Introductory sub-table (I)(a)
Introductory sub-table (I)(a)


Name of the Company: OMAXE LTD			
Scrip Code, Name of the scrip, class of security:			
Quarter ended: SEPTEMBER 30, 2014			
Partly paid-up shares:-	No. of partly paid-up shares	As a % of total no. of partly paid-up shares	As a % of total no. of shares of the company
Held by promoter/promoter group		#DIV/0!	#DIV/0!
Held by public		#DIV/0!	#DIV/0!
Total	0	#DIV/0!	#DIV/0!
Outstanding convertible securities:-	No. of outstanding securities	As a % of total no. of outstanding convertible securities	As a % of total no. of shares of the company, assuming full conversion of the convertible securities
Held by promoter/promoter group		#DIV/0!	#DIV/0!
Held by public		#DIV/0!	#DIV/0!
Total	0	#DIV/0!	#DIV/0!
Warrants:-	No. of warrants	As a % of total no. of warrants	As a % of total no. of shares of the company, assuming full conversion of warrants
Held by promoter/promoter group		#DIV/0!	#DIV/0!
Held by public		#DIV/0!	#DIV/0!
Total	0	#DIV/0!	#DIV/0!
Total paid-up capital of the company, assuming full conversion of warrants and convertible securities			182,900,540

C. ...

...
Add. Vice President
Company Secretary

(II)(a) Statement showing details of Depository Receipts (DRs)

Sr. No.	Type of outstanding DR (ADRs, GDRs, SDRs, etc.)	Number of outstanding DRs	Number of shares underlying outstanding DRs	Shares underlying outstanding DRs as a percentage of total number of shares {i.e., Grand Total (A)+(B)+(C) indicated in Statement at para (I)(a) above}
1				0.00
2				0.00
3				0.00
4				0.00
5				0.00
6				0.00
7				0.00
8				0.00
9				0.00
TOTAL		0	0	0.00



(1)(b) Statement showing holding of securities (including shares, warrants, convertible securities) of persons belonging to the category "Promoter and Promoter Group"

Sr. No.	Name of the shareholder	Details of Shares held			Encumbered shares (*)		Details of warrants		Details of convertible securities		Total shares (including underlying shares assuming full conversion of warrants and convertible securities) as a % of diluted share capital
		Number of shares held	As a % of grand total (A)+(B)+(C)	No.	As a percentage (V)=(VI)/(IV)*100	As a % of grand total (A)+(B)+(C) of sub-clause (1)(a)	Number of warrants held	As a % of total number of warrants of the same class	Number of convertible securities held	As a % of total number of convertible securities of the same class	
(i)	(ii)	(iii)	(iv)	(v)	(vi)=(v)/(iv)*100	(vii)	(viii)	(ix)	(x)	(xi)	(xii)
HUF											
1	SUNIL GOEL(HUF)	13,500	0.01	0	0.00	0.00					
2	ROHTAS GOEL(HUF)	13,500	0.01	0	0.00	0.00					
BODY CORPORATE											
3	CONSTELLATION CAPITAL LTD (on behalf of GUILD)	17,071,400	9.33	16,561,400	97.01	9.05					
4	KAUTILYA MONETARY SERVICES PRIVATE LIMITED (on behalf of GUILD)	15,695,000	8.58	15,195,000	96.81	8.31					
5	GUILD BUILDERS PVT LTD (GUILD)	70,719,297	38.67	45,754,300	64.70	25.02					
8	S A FINVEST LIMITED (on behalf of GUILD)	11,647,000	6.37	8,000,000	68.69	4.37					
9	DREAM HOME DEVELOPERS PRIVATE LIMITED	8,925,117	4.88	0	0.00	0.00					
10	J B REALCON PRIVATE LIMITED (on behalf of GUILD)	1,500,000	0.82	1,500,000	100.00	0.82					
DIRECTOR AND THEIR RELATIVES											
18	JAI BHAGWAN GOEL	3,098,650	1.69	2,500,000	80.68	1.37					
19	SEEMA GOEL	21,550	0.01	0	0.00	0.00					
20	SUNIL GOEL	3,336,120	1.82	3,300,000	98.92						
21	SUSHMA GOEL	2,377,810	1.30	0	0.00	0.00					
22	ROHTAS GOEL	2,747,250	1.50	0	0.00	0.00					
	TOTAL	137,166,194	74.99	92,810,700	67.66	50.74					

(II)(b) Statement showing holding of Depository Receipts (DRs), where underlying shares held by "promoter/promoter group" are in excess of 1% of the total number of shares

Sr. No.	Name of the DR Holder	Type of outstanding DR (ADRs, GDRs, SDRs, etc.)	Number of shares underlying outstanding DRs	Shares underlying outstanding DRs as a percentage of total number of shares {i.e., Grand Total (A)+(B)+(C) indicated in Statement at para (I)(a) above}
1				0.00
2				0.00
3				0.00
4				0.00
5				0.00
6				0.00
7				0.00
8				0.00
9				0.00
TOTAL			0	0.00



20/11/2018


(1)(c)(i) Statement showing holding of securities (including shares, warrants, convertible securities) of persons belonging to the category "Public" and holding more than 1% of the total number of shares

Sr. No.	Name of the shareholder	Number of shares held	Shares as a percentage of total number of shares {i.e., Grand Total (A)+(B)+(C) indicated in Statement at para (1)(a) above}	Details of warrants		Details of convertible securities		Total shares (including underlying shares assuming full conversion of warrants and convertible securities) as a % of diluted share capital
				Number of warrants held	As a % total number of warrants of the same class	Number of convertible securities held	% w.r.t total number of convertible securities of the same class	
1	LIFE INSURANCE CORPORATION OF INDIA	3,685,983	2.02		#DIV/0!		#DIV/0!	
2	HSBC BANK (MAURITIUS) LIMITED	6,574,871	3.59		#DIV/0!		#DIV/0!	
3	ELARA INDIA OPPORTUNITIES FUND LIMITED	4,652,538	2.54		#DIV/0!		#DIV/0!	
4	MARSHAL GLOBAL CAPITAL FUND LTD	2,638,461	1.44		#DIV/0!		#DIV/0!	
5			0.00		#DIV/0!		#DIV/0!	
6			0.00		#DIV/0!		#DIV/0!	
7			0.00		#DIV/0!		#DIV/0!	
8			0.00		#DIV/0!		#DIV/0!	
9			0.00		#DIV/0!		#DIV/0!	
10			0.00		#DIV/0!		#DIV/0!	
TOTAL		17,551,853	9.60	0	#DIV/0!	0	#DIV/0!	0

[Handwritten Signature]

(D)(c)(ii) Statement showing holding of securities (including shares, warrants, convertible securities) of persons (together with PAC) belonging to the category "Public" and holding more than 5% of the total number of shares of the company

Sr. No.	Name(s) of the shareholder(s) and the Persons Acting in Concert (PAC) with them	Number of shares	Shares as a percentage of total number of shares {i.e., Grand Total (A)+(B)+(C) indicated in Statement at para (D)(a) above}	Details of warrants		Details of convertible securities		Total shares (including underlying shares assuming full conversion of warrants and convertible securities) as a % of diluted share capital	
				Number of warrants	As a % total number of warrants of the same class	Number of convertible securities held	% w.r.t total number of convertible securities of the same class		
1			0.00		#DIV/0!		#DIV/0!		
2			0.00		#DIV/0!		#DIV/0!		
3			0.00		#DIV/0!		#DIV/0!		
4			0.00		#DIV/0!		#DIV/0!		
5			0.00		#DIV/0!		#DIV/0!		
6			0.00		#DIV/0!		#DIV/0!		
7			0.00		#DIV/0!		#DIV/0!		
8			0.00		#DIV/0!		#DIV/0!		
9			0.00		#DIV/0!		#DIV/0!		
10			0.00		#DIV/0!		#DIV/0!		
TOTAL		0	0.00		0	#DIV/0!	0	#DIV/0!	0



(I)(d) Statement showing details of locked-in shares

Sr. No.	Name of the shareholder	Number of locked-in shares	Locked-in shares as a percentage of total number of shares {i.e., Grand Total (A)+(B)+(C) indicated in Statement at para (I)(a) above}
1			0.00
2			0.00
3			0.00
4			0.00
5			0.00
6			0.00
7			0.00
8			0.00
9			0.00
TOTAL		0	0.00

Sr.No	Notes
1	
2	
3	
4	
5	
6	
7	
8	
9	

